

Case study – Essex Design Guide

Planning for Sport Principles exemplified:

- 1: Recognise and give significant weight to the benefits of sport and physical activity,
- 2: Undertake, maintain and apply robust and up to date assessments of need and strategies for sport and physical activity provision, and base policies, decisions and guidance upon them,
- 3: Plan, design and maintain buildings, developments, facilities, land and environments that enable people to lead active lifestyles

The pioneering Essex Design Guide (EDG) was first published in 1973. Seen as a frontrunner and best practice example, the EDG has helped to shape and influence the design and layout new of development in Essex over the past 40 years, to help create places of quality and identity which respond to their context. The EDG has been an influence of the production of many different guides across the Country, and indeed worldwide. The guide has been reviewed and updated on multiple occasions, in 1997, 2005 and more recently in 2018 when it became a web-based tool, which is designed to be used by both practitioners and the general public.

The 2018 EDG fully embraces planning for sport and physical activity, particularly the Principles of Sport England's Active Design. One of the strengths of the EDG is that it has threaded the Active Design principles through the guidance rather than simply having a separate Active Design section. By doing this the 10 Principles of Active Design become automatically applied to new proposals early in the process and as part of wider considerations such as the design of landscapes or streets, rather than being considered in isolation and applied after schemes have been designed. This will help the 10 Principles of Active Design become an integral part of the design process, raising awareness and ownership by practitioners.





The EDG is being used to assess and determine applications countywide, allowing the best practice exemplified through Active Design to be imbedded in the development process.

Lessons Learnt:

- **Utilising a long-term view and broad application is essential for embedding sport and physical activity in development**
- **The principles of Active Design can be applied to many contexts, and can provide a useful starting point to tackle a variety of topics.**
- **The 'key questions' approach provides a useful assessment tool which can be used by plan makers, decision takers, applicants and stakeholders.**

The Essex Design Guide

The Essex Design Guide was established in 1973 by Essex County Council. It is used as a reference guide to help create high quality places with an identity specific to its Essex context. The preceding publication was released in 2005. The 2018 edition seeks to address the since evolution of socio-economic impacts of place-making.

 Architectural Details >	 Layout Details >	 Street and Roads v	 Highways Technical Manual >
Getting the architectural details right is critical to ensuring new developments are appropriate to the setting and context.	Developments should be well connected, offering a variety of routes for all users while identify the relationship between the built environment and landscape.	Maximising opportunities for pedestrian movement above vehicular access are key ingredients of place making.	This section contains the technical information for highways design. It should be read in conjunction with the other sections of this guide, in particular Streets and Roads and Parking

See more: <https://www.essexdesignguide.co.uk/>